


FROM TOP



TO BOTTOM

ROUSSEAU THE COMPANY

Rousseau was founded in 1950. Since that time, we have designed, manufactured and marketed storage systems for primarily industrial use. Our 150,000 square foot facility, a sign of our growth and vitality, is equipped with cutting edge technology.

We offer you a complete and integrated solution for your storage needs : drawers for shelving and cabinets, industrial shelving and Mini-racking, as well as workstations.

More specifically, the Rousseau solution is :

- Modular Cabinets (standard and heavy duty)
- Mobile Cabinets (standard and heavy duty)
- Multi-drawer Cabinets
- Industrial Shelving (open and closed)
- Drawers in Shelving
- Workstations
- Computer Cabinets
- Record Storage
- Two-Level Shelving
- NC Tool Storage System
- Automotive Storage System



R5XKG-1001



R5GHE-3807



R5WH4-2001



R5XEC-2004



NCW0101



R5WH5-3006

WORKSTATION SYSTEM

Our input ,
for **greater** output




www.rousseaumetal.com



Toll free 1 800-463-4271
Telephone (418) 598-3381
Fax (418) 598-6776
E-mail sales@rousseaumetal.com
Web Site www.rousseaumetal.com
105, avenue de Gaspé Ouest
Saint-Jean-Port-Joli, Quebec
GOR 3G0 Canada



For more information, please contact our representative:



Imprimé au Canada

7PW00A00
W00-JA06A

Rousseau is continually improving its products and reserves the right to make any modifications judged necessary.



THE SPACE EFFICIENCY PEOPLE



Workstation System

Rousseau workstations simplify your life, while **increasing operator efficiency and productivity**. They offer an optimized workspace, industry-standard heights, as well as drawers for storing tools and hardware of all sizes. Their **robust components** make them ideal for **industrial applications** (production floor, packaging, maintenance, tooling, etc.), while their **attractive design** fits perfectly in any high tech environment (laboratories, electronics applications, computer technology, etc.).

SUPERIOR...

Whether you are looking for a basic workbench with two legs and a top, a specialized table, stationary or mobile, or adjustable in height, you will find a **solution for each and every application**. You will appreciate their versatility when you experience their evolution in conjunction with your **changing needs** by simply adding any of the numerous easy-to-install accessories.



WSC0120
Electronic workstation with dissipative top



R5WL5-2003
Multifunctional workstation



WMC0002
Mobile repair and maintenance structure



WSA2080



WSC0127




WSA3050




WSC2105



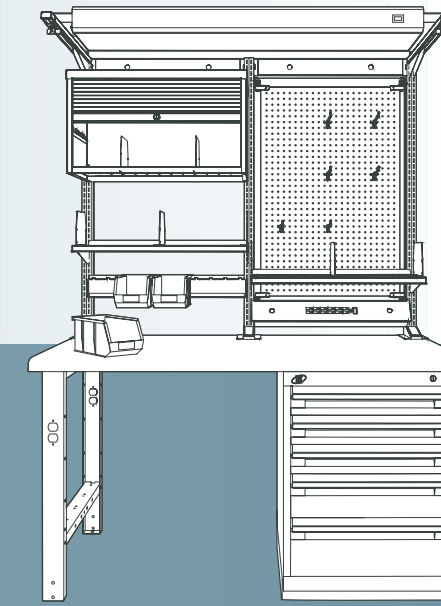
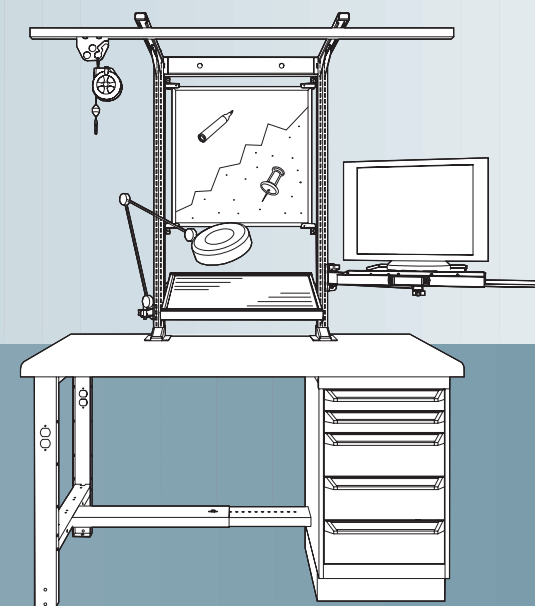
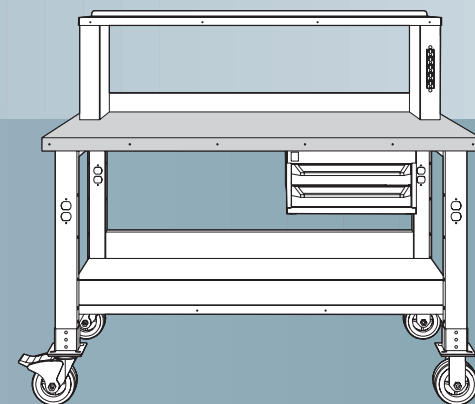
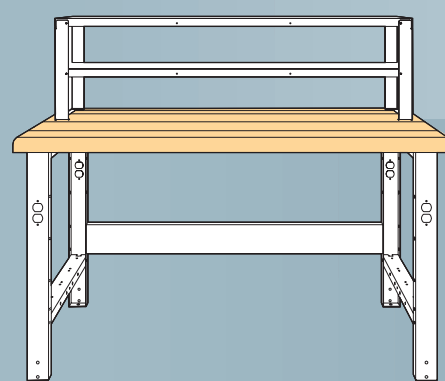
The multipurpose upright can be added to enhance our workbenches or most others on the market. The upright is equipped with five anchoring points for a sturdy foundation. The unique design of the upright has six zones for installing the multitude of available components.



Assemble and arrange the components according to your specific needs. Layout and position can be changed without using tools : all components are installed by simply tightening handles or by hooking them onto the uprights.

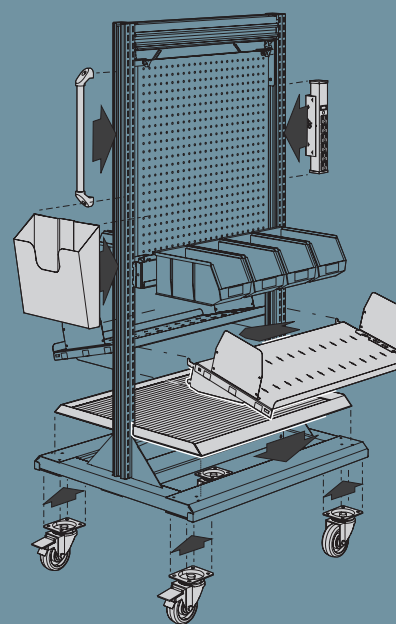


FROM TOP TO BOTTOM



The multipurpose stand provides easy access to tools and equipment. It increases productivity and reduces risk of injury.

The structure evolves with your needs. It can be modified according to the required function, all the while keeping its ergonomic characteristics intact.



Depending on your needs, **two types of cabinets** are available : a standard cabinet, with **100 lb.** capacity drawers and a heavy duty cabinet, with **400 lb.** capacity drawers. All drawers open **100%**, giving complete access to drawer contents. They are also equipped with combing on the sides, allowing for the creation of flexible drawer compartments.

100 LB. CAPACITY



100% EXTENSION

400 LB. CAPACITY



COLORS

The colors may differ slightly from those illustrated.

Standard Colors

Avalanche Blue 055	Everest Blue 051	Classic Blue 052	Midnight Blue 057	Boreal Green 102	Black 091
Beige 041	Frost White 061	Light Gray 071	Charcoal Gray 072	Sienna Orange 085	Flame Red 081

Note: For custom colors, contact our customer service representatives

Handle End Caps or Door Handles

